



## Thank you for using Motion Concepts eForms.

Motion Concepts is pleased to offer you an upgraded solution to your ordering process. Our enhanced order forms allow you to fill out a form electronically, print and fax the form, save and email\* it to Customer Service, or maintain the business practices that work for you today. The format has been revised to reveal a cleaner look with electronic selection and input functions.



### Adobe Acrobat Reader DC

\* Interactive functions of our new forms work best with the latest version of Adobe Acrobat Reader DC visit <https://get.adobe.com/reader/> to download and install on your PC or Mac or visit Google Play/ iTunes to download the Adobe Acrobat Reader DC app for your device.

#### Save

Adobe Acrobat Reader DC allows you to save this form with your content - to complete later or use as a starting point for your next form. Please note that content must be added and saved in Acrobat - saving content from completed forms in the browser may not be possible.

**SAVE**

#### Submit

Adobe Acrobat Reader DC allows you to submit this form electronically via your email client.

Simply click the submit button below and step through the simple process.

**SUBMIT**

**CLEAR FORM**

#### Print

If you do not have access to Adobe Acrobat Reader DC simply print this form and complete it by hand and fax it to our Customer Service Department at:

**888-433-6818**

**PRINT FORM**



# ULTRA LOW MINI CG POWER POSITIONING SYSTEM ON STORM TORQUE RX20 BASE

US PRICE LIST AND ORDER FORM - Price Effective March 2, 2026



**PRINT FORM**

**SAVE**

**CLEAR FORM**

Motion Concepts Customer Service: 1-888-433-6818 quotes@motionconcepts.com

## REQUIRED INFORMATION

Quote  Order

Date of Order: \_\_\_\_\_ Dealer Account #: \_\_\_\_\_

Dealer Name: \_\_\_\_\_

PO #: \_\_\_\_\_ Tag: \_\_\_\_\_

Purchasing Contact: \_\_\_\_\_

Phone: \_\_\_\_\_ Fax: \_\_\_\_\_

E-mail: \_\_\_\_\_

ATP/Therapist: \_\_\_\_\_

Ship to Address: \_\_\_\_\_

City: \_\_\_\_\_ State: \_\_\_\_\_

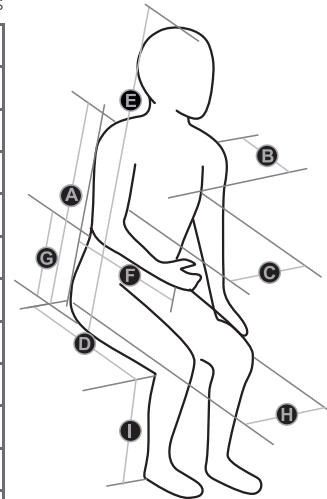
Zip: \_\_\_\_\_ Client Gender:  M  F

Special Client Conditions: \_\_\_\_\_

## REQUIRED MEASUREMENTS

To ensure system is accurately configured please fill in all **REQUIRED\*** measurements

<b>Client Height*</b>	
<b>Client Weight (lbs)*</b>	
<b>A. Seat to Shoulder</b>	
<b>B. Trunk Depth</b>	
<b>C. Chest Width</b>	
<b>D. Knee to Back</b>	
<b>E. Seat to Top of Head</b>	
<b>F. Back to Joystick</b>	
<b>G. Seat to Elbow</b>	
<b>H. Hip Width</b>	
<b>I. Knee to Heel*</b>	
<b>Cushion Thickness*</b>	



## BASE OPTIONS

**NEW!**

SRX-20SP Storm **Torque** RX20 Base for Single Actuator System<sup>(1)</sup>  
HCPCS code K0856..... \$8,715

SRX-20MP Storm **Torque** RX20 Base for Multiple Actuator System<sup>(1)</sup>  
HCPCS code K0861..... \$8,715



- Enhanced Front Caster Housing and Bearings
- New Front Caster Design
- Improved double-sided Front Forks
- Upgraded Rear Suspension
- Optimized Linx Parameters

1. Comes Standard with Lighting Package
2. Must select Ultra Low Maxx Rehab Seat (ULMRSN) system

## BASE WIDTH

NARROWFRM Narrow Base 22.4" (MK 50 Batteries).....N/C

STDFRM Standard Base 24.4" (MK 24 FT Batteries).....N/C

## SEAT-TO-FLOOR HEIGHT<sup>(1)</sup>

LOWP 18.125" Seat-To-Floor<sup>(2)</sup>.....N/C

MEDP 18.625" Seat-To-Floor.....N/C

TALLP 19.625" Seat-To-Floor.....N/C

1. Seat-to-floor height is measured at the front of the seat pan based on a standard seat size. Seat-to-floor height may vary +/- .25" dependent on condition of the power base and seat depths greater than 18"
2. Not available on Narrow Base 22.4"

## USER WEIGHT LIMIT

U175 Weight Capacity up to 175lbs..... STD

## WHEELCHAIR TRANSPORT BRACKETS

TRBKTS Wheelchair Transport Brackets<sup>(1)</sup>..... STD

TRRO Transport Ready Option<sup>(2)(4)</sup>..... \$289

TRRO-E Transport Ready Option for Elevate<sup>(2)(3)(4)</sup>..... \$289

1. For unoccupied use only
2. TRRO meets ISO-7176 Part 19
3. Required for Elevate Systems to meet ISO-7176 Part 19, includes two additional tie-down loops on rail.
4. Must select a Motion Concepts or Matrix Elan headrest with hardware and Motion Concepts Standard Rehab, High Back or Matrix Upgradeable back. Comes with pelvic safety belt standard, please select TROBELT on page 5.

## TIRE OPTIONS

AB1431-3 14" x 3" Black Tire with Gel Foam Inserts..... STD

AB1430-3 14" x 3" Black Tire - Pneumatic Tire.....N/C

## CASTER OPTION

**NEW!**

AB1228-3 8" x 2.5" Black Casters with Solid Inlay..... STD

## BATTERY CHARGER OPTION

110CHARGER 110 Volt Battery Charger.....N/C

L8900 Omit Battery Charger..... (-\$84)

## HIGHSPEED MOTORS AND ENHANCED DRIVING

HSMTR Performance Motors 7.5 mph<sup>(1)(2)(3)</sup>..... \$1,470

GTRAC-LX LINX G-TRAC Module<sup>(4)</sup>  
HCPCS code K0108..... \$1,045

1. Not available on the NARROWFRM.
2. Extended high speed use on rugged terrain is not recommended.
3. Performance/High Speed Motors may have less torque and may have less range than standard speed motors.
4. Recommended for use with Specialty Drive Controls

# Ultra Low Mini CG Power Positioning System

## Storm Torque RX20

Dealer Name: \_\_\_\_\_

Dealer Account Number: \_\_\_\_\_

PO #: \_\_\_\_\_

Tag: \_\_\_\_\_

### FRAME FINISH

- 170P Obsidian Black ..... N/C
- 171P Ruby Red ..... N/C
- 172P Peacock Blue ..... N/C
- 173P Pink Flamingo ..... N/C
- 174P Purple Passion ..... N/C
- 175P Denim Navy ..... N/C
- 176P Lime Twist ..... N/C
- 177P Arctic Blue ..... N/C

### RIM INSERT COLORS - MUST PICK ONE

- 170PR Obsidian Black ..... N/C
- 171PR Ruby Red ..... N/C
- 172PR Peacock Blue ..... N/C
- 173PR Pink Flamingo ..... N/C
- 174PR Purple Passion ..... N/C
- 175PR Denim Navy ..... N/C
- 176PR Lime Twist ..... N/C
- 177PR Arctic Blue ..... N/C
- 178PR Banana Split ..... N/C
- 179PR Orange Marmalade ..... N/C
- 180PR Morning Mist ..... N/C

### NON-EXPANDABLE SINGLE/DUAL JOYSTICK

- REM215N LED Non-Expandable Remote with Lights ..... N/C  
*Three drive profiles, control of two seat functions and light operation*

### EXPANDABLE JOYSTICKS<sup>(1)</sup>

- REM216N LED Expandable Remote/Joystick with Lights<sup>(3)</sup> ..... N/C  
*Three drive profiles, control of up to 6 actuators and light operation. Not for use with specialty controls*
- REM400 Color 3.5" Touch Screen Remote/Joystick<sup>(2)</sup> ..... \$1,050  
*Four drive profiles, control of up to 6 actuators through the drive control and light operation.*
- SW400TGL Toggle Kit for REM400<sup>(3)</sup> ..... \$415

1. Must choose EXPC Expandable Controller and PWH Harness.
2. REM400 or REM500 is required when using specialty controls, choose specialty controls purchased separately.
3. Adds 2 toggle switches to REM400.

### EXPANDABLE CONTROLLER AND HARNESS

- EXPC Expandable Controller<sup>(1)</sup>  
HCPCS code E2377 ..... \$775
- PWH Harness for Expandable Controller  
HCPCS code E2313 ..... \$595

1. This item is required when ordering power tilt, power recline, and power elevating legrest together OR when ordering an Alternative Drive Control.

### EXPANDABLE SPECIALTY DISPLAY

- REM500 LINX Color 3.5" Touch Screen Display<sup>(1)(2)(3)</sup> ..... \$1,575

Select mounting position for REM500

- R5MR Right ..... N/C
- R5ML Left ..... N/C
- R5RPB Rear Push Bar ..... \$203

1. Must choose EXPC Expandable Controller and PWH Harness.
2. Driver Control not included.
3. REM400 or REM500 is required when using specialty controls, choose specialty controls purchased separately.

### SPECIALTY PROPORTIONAL CONTROLS<sup>(1)(2)</sup>

- CREM LINX Compact Remote HCPCS code E2373... \$1,860
- CREM-LF LINX Compact Remote Low Force  
HCPCS code E2373 ..... \$1,860

1. Requires REM400 or REM500
2. Select Mount in Mounting For Driver Control section

### ATTENDANT DRIVE CONTROL CHOICES

- ACU Proportional Attendant Control<sup>(1)</sup>  
HCPCS code E2331 ..... \$945

Select mounting position for ACU

- RPBMR Right
- RPBML Left
- RPBMC Center

1. Requires Expandable Controller.

### THIRD PARTY SPECIALTY CONTROLS

Motion Concepts Install recommended

Installed at Motion Concepts: <input type="checkbox"/> YES <input type="checkbox"/> NO	
<input type="checkbox"/> Type: _____	
<input type="checkbox"/> Specialty Control Mount:	<input type="checkbox"/> Right <input type="checkbox"/> Left
<input type="checkbox"/> Display Mount:	<input type="checkbox"/> Right <input type="checkbox"/> Left
<input type="checkbox"/> Mode Switch Mount:	<input type="checkbox"/> Right <input type="checkbox"/> Left
<input type="checkbox"/> On/Off Mount:	<input type="checkbox"/> Right <input type="checkbox"/> Left
Notes _____ _____	



# Ultra Low Mini CG Power Positioning System

## Storm Torque RX20

NOTE: Systems Include Seat Pan, Back Pan, and Standard Armrests. They are designed for use with a 2" - 3" cushion

### POWER POSITIONING SYSTEMS

- MULMT Ultra Low Maxx CG Tilt (50°) Only System<sup>(1)</sup>  
HCPCS code E1002 ..... \$8,178
- MULMTRE Ultra Low Maxx CG Tilt (50°) & Power Recline (170°) w/Extended Shear Reduction(ESR)<sup>(1)</sup>  
HCPCS code E1007 ..... \$12,630
- MULMRE Ultra Low Maxx Power Recline (170°) w/Extended Shear Reduction(ESR)  
HCPCS code E1004 ..... \$6,268
- MULME Ultra Low Maxx 12" Elevating Lift Seat Only HCPCS code ..... \$7,243  
*Weight capacity up to 175lbs*

1. Tilt will be reduced to 45° if adding an Elevating Lift Seat Module

### ADD: POWER ADJUSTABLE SEAT HEIGHT MODULE

- ESM12 12" Power Adjustable Seat Height Module<sup>(1)</sup>  
HCPCS code E2298 ..... \$3,493  
*Weight capacity up to 175lbs*

1. Uses an integrated Tilt/Lift mechanism, tilt is 45° and the seat to floor height is not affected by the Elevating Lift Seat.

### MODULES - MUST SELECT SYSTEM TO ADD MODULES

- EPRETILT 5° Electronic Pre-Tilt<sup>(1)</sup> ..... N/C
- PRM8 8° Precline Module<sup>(2)</sup> ..... N/C
- PRM30 30° Precline Module<sup>(2)</sup>  
HCPCS code K0108 ..... \$725
- ERSSP Programable Electronic Recline Function  
Start & Stop<sup>(3)</sup> ..... \$580  
Specify:  
Start: \_\_\_\_\_degrees Stop: \_\_\_\_\_degrees

1. This Pre-tilt option can add approximately 2" (5°) to the front seat to floor height. Multi-Function M610 through Drive Control (MFCBD) is required along with the Base Expandable Controller (EXPC) & Harness for Expandable System (PWH).

2. Total degrees of recline is 170° ie. if 30° of precline is used, then 140° of recline will be available. Must order Recline System

3. Requires Multi-Function M610 through Drive Control (MFCBD). The range is dependent on the Recline module selected. Will be set to factory settings unless specified.

### SMALL ADULT SEAT WIDTH SETTINGS

- MSW11 11" Wide (Adjustable from 11" to 15") ..... N/C
- MSW12 12" Wide (Adjustable from 11" to 15") ..... N/C
- MSW13 13" Wide (Adjustable from 11" to 15") ..... N/C
- MSW14 14" Wide (Adjustable from 11" to 15") ..... N/C
- MSW15 15" Wide (Adjustable from 11" to 15") ..... N/C

### SMALL ADULT SEAT DEPTH SETTINGS

- MSD11 11" Deep<sup>(1)</sup> (Adjustable from 11" to 15") ..... N/C
- MSD12 12" Deep (Adjustable from 11" to 15") ..... N/C
- MSD13 13" Deep (Adjustable from 11" to 15") ..... N/C
- MSD14 14" Deep (Adjustable from 11" to 15") ..... N/C
- MSD15 15" Deep (Adjustable from 11" to 15") ..... N/C

1. The weight capacity for seat depth of 11" is 150 lbs.

Dealer Name: \_\_\_\_\_

Dealer Account Number: \_\_\_\_\_

PO #: \_\_\_\_\_

Tag: \_\_\_\_\_

### MATRIX SEAT CUSHIONS



Matrix Seat Cushion Options available on separate form TRD0739 Matrix Products for Ultra Low Maxx Mini Systems US Price List and Order Form

### LAP BELTS

- BELT48 Push Button Style Lap Belt, Length 48"<sup>(1)</sup> ..... STD
  - BELT60 Push Button Style Lap Belt, Length 60"<sup>(1)</sup> ..... STD
  - BELT71 Push Button Style Lap Belt, Length 71"<sup>(1)</sup> ..... STD
  - MBPHB Mini Bodypoint Padded Lap Belt 2 Point<sup>(2)</sup>  
HCPCS code E0978 ..... \$205
  - TROBELT37 Safety Belt for use only with TRRO & TRRO-E ..... N/C
1. Not available with TRRO and TRRO-E.  
2. 67" length only option

### MOTION CONCEPTS HEADREST PAD

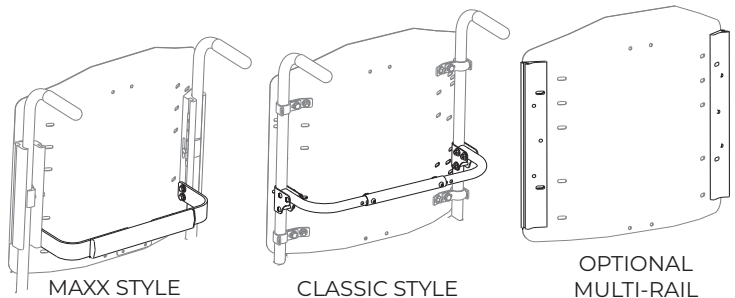
- MCSH Motion Concepts Standard ..... \$428
- FM Fixed Mounting ..... N/C
- OHR OMIT: Headrest ..... N/C



Matrix Elan Headrests and Hardware available on separate form TRD0739 Matrix Products for Ultra Low Maxx Mini Systems US Price List and Order Form

### TILT ONLY BACK CANE/SPREADER BAR OPTION<sup>(1)</sup>

- MSBSB Maxx Style Back Adjustable Spreader Bar ..... STD  
Adjust height easily on back canes
- CSBSB Classic Style Back Adjustable Spreader Bar(2) .. \$145
- OMR Optional Multi-Rail ..... \$218  
Standard Rehab Back with Classic Style Spreader Bar Only.



# Ultra Low Mini CG Power Positioning System

## Storm Torque RX20

Dealer Name: \_\_\_\_\_

Dealer Account Number: \_\_\_\_\_

PO #: \_\_\_\_\_

Tag: \_\_\_\_\_

### STANDARD BACK CANES - FOR TILT SYSTEMS

- SBC14 14" Straight Back Canes ..... STD
- SBC16 16" Straight Back Canes ..... STD
- SBC18 18" Straight Back Canes ..... STD
- SBC20 20" Straight Back Canes ..... STD

Select Cane Angle

- BA75 75°     BA79 79°     BA85 85°     BA90 90°     BA95 95°
- BA101 101°     BA106 106°     BA112 112°     BA116 116°

### CANE OPTIONS - FOR RECLINE SYSTEMS

- RPHS Push Handles for Recline - Straight<sup>(1)</sup> (pair) .... \$508
- RPHA Push Handles for Recline - Angled<sup>(1)</sup> (pair) .... \$508

1. 4" of total vertical mounting adjustment.

### FINISHED BACK HEIGHT<sup>(1)(2)</sup> - FOR TILT ONLY/ELEVATE ONLY

- FBT14 14"     FBT15 15"     FBT16 16"     FBT17 17"
- FBT18 18"     FBT19 19"     FBT20 20"     FBT21 21"
- FBT22 22"     FBT23 23"     FBT24 24"     FBT25 25"

1. 4" Gap from the seat pan to the bottom of back pan is recommended.
2. Finished back height is measured from seat pan to top of backrest.

### FINISHED BACK HEIGHT<sup>(1)(2)</sup> - FOR RECLINE OR TILT/RECLINE

- FBR16 16"     FBR17 17"     FBR18 18"     FBR19 19"
- FBR20 20"     FBR21 21"     FBR22 22"     FBR23 23"
- FBR24 24"     FBR25 25"

1. 6" Gap from the seat pan to the bottom of back pan is recommended.
2. Finished back height is measured from seat pan to top of backrest.

### STANDARD BACK OPTIONS

- SRB Standard Rehab Back & Cushion ..... N/C
  - SS Additional Super Soft/HR Foam<sup>(1)</sup> ..... \$653
  - MFU Matrix Fabric Upcharge ..... \$450
  - OBC OMIT: Back Cushion ..... (-\$36)
- PIPF Flat Planar Interface/I-Back Plate<sup>(2)(3)(5)</sup> ..... \$181
- PIPR Recessed Planar/I-Back Interface Plate<sup>(2)(3)(5)(6)</sup> ..... \$181
- ORBC OMIT: Rigid Back & Cushion<sup>(4)</sup> ..... (-\$109)

1. Additional foam added may impact seat depth
2. Not available on tilt only or tilt/elevate systems, for use with Recline Module.
3. Required with all Recline Systems when no back is selected. May also be used as an interface for after market backs.
4. Not available with Recline/ESR or Recline/PSB.
5. Not available with TRRO and TRRO-E.
6. Fits Comfort Company, Freedom, Pindot and Moulded Backs. ble with this option.



Matrix Upgradable Back Options available on separate form TRD0739 Matrix Products for Ultra Low Maxx Mini Systems US Price List and Order Form

### FREEDOM BACK AND SEAT INTERFACE HARDWARE<sup>(1)</sup>

#### Freedom Back Interface Hardware for Tilt Only

- FBIFM Flush Mount ..... \$181  
*Back can be seat width or up to 4" narrower*
- FBITRM Recessed Mount ..... \$181  
*Back must be 4" less than seat width*

#### Freedom Back Interface Hardware with Recline

- FBIRFM Flush Mount ..... \$181  
*Back can be seat width or up to 5" narrower*
- FBIRRM Recessed Mount ..... \$181  
*Back must be 5" less than seat width*

- FSIP Freedom Seat Interface Hardware<sup>(2)</sup> ..... \$181  
*Seat can be up to 3" less than system width*

1. Not available with TRRO and TRRO-E.
2. Adds 0.5" to Seat to Floor Height.

### CHEST STRAPS - ABDOMINAL SUPPORT HCPCS code E0960

- MCS2P Mini BP Padded Chest Strap 2 Point. .... \$283
- MFUXS BP Monoflex, Underarm RLS S(2.25" x 12.25") ... \$283
- MFUS BP Monoflex, Underarm RLS S(3" x 15.5") ..... \$283
- MFCXS BP Monoflex, Center RLS S(2.25" x 12.25") ..... \$283
- MFC S BP Monoflex, Center RLS S(2.5" x 15.5") ..... \$283

### TILT ARMRESTS

- PDM1 Dual Post Adj.Height 6.5"-9.5" ..... STD
- PDM2 Dual Post Adj.Height 9.75"-12.75" ..... STD
- PDM3 Dual Post Adj. Height 12.75"-15.75" ..... STD

- OCTA4 Outback Cantilever  
Tilt Armrest 5.5"-9" ..... \$508

- OCTA5 Outback Cantilever  
Tilt Armrest 8.5"-12" ..... \$508

- OCTA6 Outback Cantilever  
Tilt Armrest 11.5"-15.5" ..... \$508

### RECLINE ARMRESTS

- PRM1 Reclining Adj.Height 7"-8.25" ..... STD
- PRM2 Reclining Adj.Height 9.5"-13" ..... STD
- PRM3 Reclining Adj. Height 13"-16" ..... STD

- OCRA4 Outback Cantilever  
Recline Armrest 6" - 9.5" ..... \$508

- OCRA5 Outback Cantilever  
Recline Armrest 9.5" - 12.5" ..... \$508

- OCRA6 Outback Cantilever  
Recline Armrest 12.5" - 15.5" ..... \$508

### ARMREST TUBE LENGTH - PLEASE SPECIFY

- ATFL Left Full ..... STD
- ATDL Left Desk ..... STD
- ATFR Right Full ..... STD
- ATDR Right Desk ..... STD

# Ultra Low Mini CG Power Positioning System

## Storm Torque RX20

Dealer Name: \_\_\_\_\_

Dealer Account Number: \_\_\_\_\_

PO #: \_\_\_\_\_

Tag: \_\_\_\_\_

### ARMPADS

#### Standard

<input type="checkbox"/> SAPFL	Left Full (2.25" x 14")	STD
<input type="checkbox"/> SAPDL	Left Desk (2.25" x 10")	STD
<input type="checkbox"/> SAPML	Left Mini (2.25" x 7")	STD
<input type="checkbox"/> SAPFR	Right Full (2.25" x 14")	STD
<input type="checkbox"/> SAPDR	Right Desk (2.25" x 10")	STD
<input type="checkbox"/> SAPMR	Right Mini (2.25" x 7")	STD

#### Waterfall Arm Pads

<input type="checkbox"/> WAPFL	Left Full (13")	\$73
<input type="checkbox"/> WAPDL	Left Desk (9")	\$73
<input type="checkbox"/> WAPFR	Right Full (13")	\$73
<input type="checkbox"/> WAPDR	Right Desk (9")	\$73

#### Modular Arm Pad - Left<sup>(1)</sup>

<input type="checkbox"/> MAPTFL	Left Tray Full (14")	\$80
<input type="checkbox"/> MAPTDL	Left Tray Desk (10")	\$80
<i>Select Pad Insert below:</i>		
<input type="checkbox"/> ISSFL	Iskin - Integrated soft skin foam	
<input type="checkbox"/> SCVFL	Startex Covered Visco foam	

#### Modular Arm Pad - Right<sup>(1)</sup>

<input type="checkbox"/> MAPTFR	Right Tray Full (14")	\$80
<input type="checkbox"/> MAPTDR	Right Tray Desk (10")	\$80
<i>Select Pad Insert below:</i>		
<input type="checkbox"/> ISSFR	Iskin - Integrated soft skin foam	
<input type="checkbox"/> SCVFR	Startex Covered Visco foam	

#### Flat Multi Position Arm Pads

<input type="checkbox"/> MPAFL	Left Full (14")	\$64
<input type="checkbox"/> MPADL	Left Desk (10")	\$64
<input type="checkbox"/> MPAML	Left Mini (7")	\$64
<input type="checkbox"/> MPAFR	Right Full (14")	\$64
<input type="checkbox"/> MPADR	Right Desk (10")	\$64
<input type="checkbox"/> MPAMR	Right Mini (7")	\$64

#### Gel Pads

<input type="checkbox"/> GAPNL	Narrow Left Desk (2" x 12")	\$88
<input type="checkbox"/> GAPNR	Narrow Right Desk (2" x 12")	\$88
<input type="checkbox"/> GAPWL	Wide Left Desk (3.5" x 12")	\$88
<input type="checkbox"/> GAPWR	Wide Right Desk (3.5" x 12")	\$88
<input type="checkbox"/> GAPLL	Long Left Full (3.5" x 14")	\$105
<input type="checkbox"/> GAPLR	Long Right Full (3.5" x 14")	\$105

1. Requires interchangeable pad insert.

### ARM ADDUCTOR PAD<sup>(1)(2)</sup>

<input type="checkbox"/> AADSL	Left Small (6" x 2.25")	\$145
<input type="checkbox"/> AADSR	Right Small (6" x 2.25")	\$145
<input type="checkbox"/> AADLL	Left Large (8.5" x 2.25")	\$145
<input type="checkbox"/> AADLR	Right Large (8.5" x 2.25")	\$145

1. Only available with Modular or Flat Multi Position Arm Pads.  
2. 1" thick pad, unlimited fore/aft adjustment.

### ELBOW BLOCKS

#### Left Elbow Block<sup>(1)</sup>

*Select Pad Size and Both Extensions:*

<input type="checkbox"/> EBXL	Size XS (3.25" x 4.25")	\$283
<input type="checkbox"/> EBSL	Size S (3.5" x 5.25")	\$283
<input type="checkbox"/> EBML	Size M (3.75" x 5.75")	\$283
<input type="checkbox"/> EBLL	Size L (4.25" x 6.5")	\$283
<input type="checkbox"/> LV3	Left Vertical Extension 3"	
<input type="checkbox"/> LV5	Left Vertical Extension 5"	
<input type="checkbox"/> LH5	Left Horizontal Extension 5"	
<input type="checkbox"/> LH7	Left Horizontal Extension 7"	

#### Right Elbow Block<sup>(1)</sup>

*Select Pad Size and Both Extensions:*

<input type="checkbox"/> EBXR	Size XS (3.25" x 4.25")	\$283
<input type="checkbox"/> EBSR	Size S (3.5" x 5.25")	\$283
<input type="checkbox"/> EBMR	Size M (3.75" x 5.75")	\$283
<input type="checkbox"/> EBRL	Size L (4.25" x 6.5")	\$283
<input type="checkbox"/> RV3	Right Vertical Extension 3"	
<input type="checkbox"/> RV5	Right Vertical Extension 5"	
<input type="checkbox"/> RH5	Right Horizontal Extension 5"	
<input type="checkbox"/> RH7	Right Horizontal Extension 7"	

1. Prevents arm from slipping.

### MAXX LATERAL TRUNK SUPPORTS<sup>(1)</sup>

#### Lateral Trunk Support Left HCPCS code E0956

<input type="checkbox"/> LATXL	Size XS (3.25" x 4.25")	\$145
<input type="checkbox"/> LATSL	Size S (3.5" x 5.25")	\$145
<input type="checkbox"/> LATML	Size M (3.75" x 5.75")	\$145
<input type="checkbox"/> LATLL	Size L (4.25" x 6.5")	\$145
<i>Add:</i>		
<input type="checkbox"/> SALATL	MAXX Style Swing Away Hardware - Left <sup>(2)</sup> HCPCS code E1034	\$283
<input type="checkbox"/> ATLL	Additional Telescoping Link - Left <sup>(3)</sup>	\$109

#### Lateral Trunk Support Right HCPCS code E0956

<input type="checkbox"/> LATXR	Size XS (3.25" x 4.25")	\$145
<input type="checkbox"/> LATSR	Size S (3.5" x 5.25")	\$145
<input type="checkbox"/> LATMR	Size M (3.75" x 5.75")	\$145
<input type="checkbox"/> LATLR	Size L (4.25" x 6.5")	\$145
<i>Add:</i>		
<input type="checkbox"/> SALATR	MAXX Style Swing Away Hardware - Right <sup>(2)</sup> HCPCS code E1034	\$283
<input type="checkbox"/> ATLR	Additional Telescoping Link - Right <sup>(3)</sup>	\$109

1. Comes standard with Fixed Mount Hardware. Not available with Matrix PB, PB Elite Deep, and PB Deep Backs.  
2. Comes standard with 1" telescoping link which gives 0-2.75" medial offset.  
3. The amount of offset available may be impacted by back thickness.



Matrix Laterals available on separate form  
TRD0739 Matrix Products for Ultra Low Maxx Mini Systems  
US Price List and Order Form

# Ultra Low Mini CG Power Positioning System

## Storm Torque RX20

Dealer Name: \_\_\_\_\_

Dealer Account Number: \_\_\_\_\_

PO #: \_\_\_\_\_

Tag: \_\_\_\_\_

### HIP AND KNEE SUPPORTS

#### Lateral Hip Support Left HCPCS code E0953

- HSPXLH Size XS (5.5" W x 4" H) ..... \$174
- HSPSMLH Size S/M (7" W x 4" H) ..... \$174
- HSPSLH Size S (7" W x 6" H) ..... \$174
- HSPMLH Size M (9" W x 4" H) ..... \$174
- HSPLLH Size L (13" W x 4" H) ..... \$174

#### Lateral Hip Support Right<sup>(1)</sup> HCPCS code E0953

- HSPXRH Size XS (5.5" W x 4" H) ..... \$174
- HSPSMRH Size S/M (7" W x 4" H) ..... \$174
- HSPSRH Size S (7" W x 6" H) ..... \$174
- HSPMRH Size M (9" W x 4" H) ..... \$174
- HSPLRH Size L (13" W x 4" H) ..... \$174

#### Lateral Knee Support Left<sup>(1)</sup> HCPCS code E0953

- HSPXLK Size XS (5.5" W x 4" H) ..... \$174
- HSPSMLK Size S/M (7" W x 4" H) ..... \$174
- HSPSLK Size S (7" W x 6" H) ..... \$174
- HSPMLK Size M (9" W x 4" H) ..... \$174
- HSPLLK Size L (13" W x 4" H) ..... \$174

#### Lateral Knee Support Right<sup>(1)</sup> HCPCS code E0953

- HSPXRK Size XS (5.5" W x 4" H) ..... \$174
- HSPSMRK Size S/M (7" W x 4" H) ..... \$174
- HSPSRK Size S (7" W x 6" H) ..... \$174
- HSPMRK Size M (9" W x 4" H) ..... \$174
- HSPLRK Size L (13" W x 4" H) ..... \$174

#### Add Removable Hardware:

#### MAXX Style Quick Release, Multi-Axis Mounting

##### Hardware for Hip Supports HCPCS code E1034

- MSHSLH Left mounted at Hip ..... \$312
- MSHSLK Left mounted at Knee ..... \$312
- MSHSRH Right mounted at Hip ..... \$312
- MSHSRK Right mounted at Knee ..... \$312

##### Swing Away Hardware for Hip Supports HCPCS code E1034

- SHSHLH Left mounted at Hip ..... \$312
- SHSHLK Left mounted at Knee ..... \$312
- SHSHRH Right mounted at Hip ..... \$312
- SHSHRK Right mounted at Knee ..... \$312

#### Extended Maxx Style Quick Release, Multi-Axis Mounting

##### Hardware for Hip Supports<sup>(2)</sup> HCPCS code E1034

- EMQHLH Left mounted at Hip ..... \$312
- EMQHLK Left mounted at Knee ..... \$312
- EMQHRH Right mounted at Hip ..... \$312
- EMQHRK Right mounted at Knee ..... \$312

#### Lift Off Hardware for Hip Support

##### (Hip Position Only) HCPCS code E1034

- LOHL Left ..... \$283
- LOHR Right ..... \$283

### POWER CENTER MOUNT FOOT PLATFORM

<b>MUST BE COMPLETED</b>	<i>Measurement in Inches</i>
<i>Knee to Heel:</i>	
<i>Cushion Thickness: (Subtract)</i>	
<i>Cushion Compression: (Add)</i>	
<i>Seat Pan to Footplate: (Total)</i>	

#### LNx Power Center Mount Foot Platform HCPCS code E1012

- LNxA 6" Articulation ..... \$3,594
- LASPTF1 6" - 11" Seat pan to footplate

##### Options for 6" - 11" SPTF:

- ANFFP Narrow Aluminum Foot Platform  
10" W x 10.75" D ..... STD
- ALICP Individual calf pads  
5.75" W x 3.75" H ..... STD

- LASPTF2 10" - 14" Seat pan to footplate

##### Options for 10" - 14" SPTF:

- LIFPN Rubber coated footplate  
10.5" W x 10" D ..... STD
- LICP Individual calf pads  
6" W x 8.5" H ..... STD
- OPCP One Piece Flat Calf Panel(2) ..... \$363
- LNXPF Plantar Flex Option  
for LNx Foot platform(3) ..... \$363

- LNxM 3" Articulation ..... \$3,594

- LMSPTF1 6" - 11" Seat pan to footplate

##### Options for 6" - 11" SPTF:

- MNFFP Narrow aluminum Foot Platform  
10" W x 10.75" D ..... STD
- MLICP Individual calf pads  
5.75" W x 3.75" H ..... STD

#### Latitude Style Foot Platform

- LSFP Latitude Style Foot Platform(2) ..... \$4,343  
*For Finished Knee to heel measurements of 6.5"-12"*
- LSPFP Latitude Style Padded Foot Plate ..... \$363

1. 3" ground clearance required.

2. Not available with TRRO and TRRO-E, or

3. Only available with Foot Platform Options.

1. Comes standard with Fixed Mount Hardware.

2. Recommended when finished seat cushion thickness will be greater than 3.5" high.

# Ultra Low Mini CG Power Positioning System

## Storm Torque RX20

Dealer Name: \_\_\_\_\_

Dealer Account Number: \_\_\_\_\_

PO #: \_\_\_\_\_

Tag: \_\_\_\_\_

### MANUAL ELEVATING CENTER MOUNT LEGREST<sup>(1)</sup>

- MECML Manual Elevating Center Mount Legrest  
With Plantar Flex .....\$863

Select legrest set up position:

- 90SU Set at 90° (elevating range 90-40°) ..... STD

Rubber Coated Footplate:

- MRCP Rubber Coated Footplate 10.5" W x 10" D ..... \$165

Select seat pan to footplate for One Piece Foot Plate

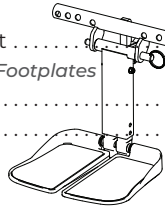
- CSPTF1 11.5" - 15" ..... N/C
- CSPTF2 14" - 19" ..... N/C

Individual Footplates:

- IFSL Small - (5" x 7.5" deep) - Left ..... \$239
- IFSR Small - (5" x 7.5" deep) - Right ..... \$239
- IFML Medium - (5.5" x 9.5" deep) - Left ..... \$239
- IFMR Medium - (5.5" x 9.5" deep) - Right ..... \$239
- IFLL Large - (6" x 11.5" deep) - Left ..... \$239
- IFLR Large - (6" x 11.5" deep) - Right ..... \$239

Select seat pan to footplate for Individual Footplates

- CSPTF3 9.5" - 14.5" ..... N/C
- CSPTF4 12" - 19" ..... N/C



Optional:

- CICP Individual calf pads ..... \$290

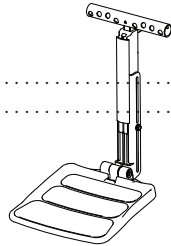
1. 3" ground clearance required

### STANDARD FRONT RIGGING

- FCMP Fixed Center Mount Platform<sup>(1)</sup> ..... N/C
- FIFPN Comes with a rubber coated footplate  
10.5" W x 10" D ..... N/C

Select seat pan to footplate:

- FSPTF1 9" - 13" ..... N/C
- FSPTF14 13" -19" ..... N/C



- I70SAF Invacare 70° Swingaway Footrests (pair) ..... N/C
- I70-CF Comes with composite foot plates ..... N/C

1. 3" ground clearance required

### MANUAL CENTER MOUNT FRONT RIGGING

- MSFCMFP Maxx Style Fixed Center Mount  
Foot Platform<sup>(1)(2)</sup> ..... \$573
- MICP Comes standard with individual calf pads ..... N/C

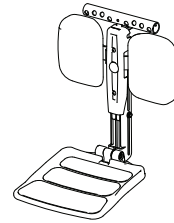
Select seat pan to footplate:

- MSPTF12 5" - 11" ..... N/C

- MNAFP Comes with Narrow Aluminum Foot Plate  
10" W x 10.75" D ..... STD

- MSPTF13 8" - 13" ..... N/C
- MSPTF14 13" -19" ..... N/C

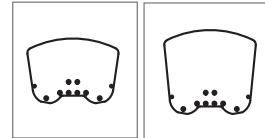
- MIFPN Comes with a rubber coated footplate  
10.5" W x 10" D. .... N/C



1. Depth adjustable, and easy slide adjustment for seat pan to foot plate extension.

2. 3" ground clearance required.

### FOOT PLATFORM OPTIONS FOR FIXED/LNX CMFP<sup>(1)</sup>



- SFFP Small Foot Platform (12"w x 8.5"d) ..... \$261
- MFFP Medium Platform (12"w x 10.75"d) ..... \$261
- LFFP Large Platform (14.5"w x 13"d) ..... \$363
- XLFFP Extra Large Platform (17"w x 13"d) ..... \$363
- XXLFFP Extra Extra Large Platform (21"w x 13"d) ..... \$363

1. May need to adjust leg position to avoid interference with front casters

# Ultra Low Mini CG Power Positioning System

## Storm Torque RX20

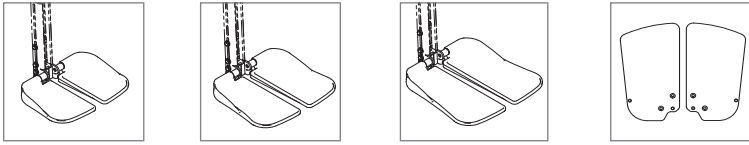
Dealer Name: \_\_\_\_\_

Dealer Account Number: \_\_\_\_\_

PO #: \_\_\_\_\_

Tag: \_\_\_\_\_

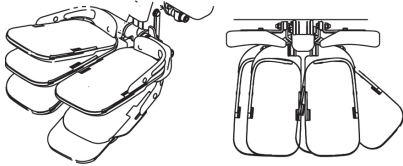
### INDIVIDUAL FOOT PLATES FOR FIXED/LNX CMFP



- IFSL Small (5" W x 7.5" D) - Left .....\$239
- IFSR Small (5" W x 7.5" D) - Right .....\$239
- IFML Medium (5.5" W x 9.5" D) - Left .....\$239
- IFMR Medium (5.5" W x 9.5" D) - Right .....\$239
- IFLL Large (6" W x 11.5" D) - Left .....\$239
- IFLR Large (6" W x 11.5" D) - Right .....\$239
- Add:**
- TSSL Left Toe Strap Small 6.5" .....\$181
- TSSR Right Toe Strap Small 6.5" .....\$181
- TSML Left Toe Strap Medium 8.5" .....\$181
- TSMR Right Toe Strap Medium 8.5" .....\$181
- TSLL Left Toe Strap Large 10.5" .....\$181
- TSLR Right Toe Strap Large 10.5" .....\$181
- MFOL Multi-Axis Footplate (6"W x 10"D) - Left .....\$326
- MFOR Multi-Axis Footplate (6"W x 10"D) - Right .....\$326

1. Foot plates may interfere with casters in certain configurations

### MAXX INDEPENDENT ADJUSTABLE POSITIONING



- 5.5" - 6" WIDTH ADJUSTMENT
- 9.5" - 11.5" DEPTH ADJUSTMENT
- UP TO 9° ADDUCTION
- UP TO 45° ABDUCTION

- MPFPL Maxx Independent Adjustable Positioning Foot plate<sup>(1)</sup> - Left .....\$290
- MPFPR Maxx Independent Adjustable Positioning Foot plate<sup>(1)</sup> - Right .....\$290
- MTSL Left Toe Strap (each) HCPCS code E0952 .....\$51
- MTSR Right Toe Strap (each) HCPCS code E0952 .....\$51

1. Foot plates may interfere with casters in certain configurations.

### SWING AWAY LEGREST

- HD70 Heavy Duty 70° Swing Away Footrest(pair)<sup>(1)</sup> .....\$718

#### Select Receivers:

- RS Straight Receivers .....N/C
- RF Flared 1" Outward Receivers .....N/C
- RF2 Flared 2" Outward Receivers .....\$363

#### Select Seat Pan to Footplate:

- HSPTF11 Length: 6"-10" .....N/C
- HSPTF8 Length: 10"-14" .....N/C
- HSPTF2 Length: 12"-16" .....N/C
- HSPTF7 Length: 15"-19" .....N/C

- 90SWING Invacare 90° Swingaway Footrests with AT5543 Adjustable Angle Foot plates, Heel Loops and Impact Guards<sup>(2)</sup> (Range 4.5"-7.5") .....\$653

#### Select Seat Pan to Footplate:


- ISPTF11 Seat pan to footplate 6"-10" .....N/C
- ISPTF8 Seat pan to footplate 11"-15" .....N/C
- ISPTF2 Seat pan to footplate 13"-17" .....N/C

1. Must choose footplate on page 9.

2. For optional Seat pan to footplate extensions on 90SWING you must order with Motion Concepts Foot plates

### FOOTPLATES - SWING AWAY/ELEVATING LEGRESTS<sup>(1)</sup>

HCPCS code K0040



#### Angle Adjustable Footplates

- AFSL Left Small Footplate (4.25"W x 8"D) .....\$239
- AFSR Right Small Footplate (4.25"W x 8"D) .....\$239
- AFML Left Medium Footplate (5.25"W x 8"D) .....\$239
- AFMR Right Medium Footplate (5.25"W x 8"D) .....\$239
- AFLL Left Large Footplate (6.25"W x 8"D) .....\$239
- AFLR Right Large Footplate (6.25"W x 8"D) .....\$239

#### Multi-Axis Adjustable Angle Footplates

- MFSL Left Small Footplate (4.25"W x 8"D) .....\$326
- MFSR Right Small Footplate (4.25"W x 8"D) .....\$326
- MFML Left Medium Footplate (5.25"W x 8"D) .....\$326
- MFMR Right Medium Footplate (5.25"W x 8"D) .....\$326
- MFLL Left Large Footplate (6.25"W x 8"D) .....\$326
- MFLR Right Large Footplate (6.25"W x 8"D) .....\$326

### HEEL LOOPS, CUPS AND TOE STRAPS

- HLL Left Heel Loop (each) HCPCS code E0951 .....\$29
- HLR Right Heel Loop (each) HCPCS code E0951 .....\$29
- HCL Left Cup Loop (each) HCPCS code E0951 .....\$29
- HCR Right Cup Loop (each) HCPCS code E0951 .....\$29
- TSL Left Toe Strap (each) HCPCS code E0952 .....\$29
- TSR Right Toe Strap (each) HCPCS code E0952 .....\$29

# Ultra Low Mini CG Power Positioning System

## Storm Torque RX20

Dealer Name: \_\_\_\_\_

Dealer Account Number: \_\_\_\_\_

PO #: \_\_\_\_\_

Tag: \_\_\_\_\_

### SINGLE-DUAL FUNCTION ELECTRONICS

- SFCB Single/Dual Function Electronics<sup>(1)</sup> ..... STD
- Select Switch:
  - SPBSO Single Push Button
  - STO Single Toggle
  - DPBO Dual Push Button
  - OSO Omit Switch
- Optional:
  - RDE Reduced Drive for Elevating Seat<sup>(2)</sup> ..... \$580
  
- SFCBA Single/Dual Function Drive Control<sup>(1)</sup>
- HCPCS code E2310 ..... \$2,190
- Optional:
  - RDES Reduced Drive for Elevating Seat<sup>(2)</sup> ..... \$580
  
- DFCBD Dual Function Through Drive Control<sup>(1)</sup>
- HCPCS code E2311 ..... \$2,919
- Optional:
  - RDED Reduced Drive for Elevating Seat<sup>(2)</sup> ..... \$580

1. These electronics include drive lock-out and tilt limit.  
 2. If reduced drive is not selected the system will be in drive lock-out when elevated.

### MULTI- FUNCTION ELECTRONICS

- MFCBS Multi-Function through Switch<sup>(1)</sup> ..... N/C
- Select Switch:
  - QPBO Quad Push Button ..... N/C
  - FWT Four-Way Toggle Switch ..... \$218
  - EWR 8-Way Rocker ..... \$297
- Optional:
  - RDEM Reduced Drive for Elevating Seat<sup>(2)</sup> ..... \$580
  
- MFCBD Multi-Function M610 Through Drive Control<sup>(1)(3)</sup> HCPCS code E2311. .... \$3,504
- Up to 6 Seating Functions
- On Board Programming Seating Functions
- Specialty Products (i.e. PSB Power Sliding Back)
- Includes reduced drive for Elevating Seat

1. Requires Expandable Controller (EXPC) & Harness for Expandable System (PWH), select on page 2.  
 2. If reduced drive is not selected system will be in drive lock-out when elevated.  
 3. These electronics include seating attendant control, drive lock-out, tilt/recline limit and actuator speed control.

### ELECTRONIC SWITCH MOUNTING

- ESML Left Side (Armpad)
- ESMR Right Side (Armpad)
- ESMJL Joystick Left (Mounts to Joystick Bracket)
- ESMJR Joystick Right (Mounts to Joystick Bracket)
- ESMD Do not mount

### ELECTRONICS OPTIONS

#### Additional Switches

- SPBSA Single Push Button ..... \$218
- STA Single Toggle Switch<sup>(4)</sup> ..... \$218
- DPBA Dual Push Button<sup>(4)</sup> ..... \$218
- QPBA Quad Push Button<sup>(4)</sup> ..... \$218
- 10WA 10-Way Push Button<sup>(1)(4)</sup> ..... \$370
- ASL320R ASL Pulse Mechanical Switch - Red ..... \$181
- ASL320G ASL Pulse Mechanical Switch - Green ..... \$181
- ASL320BK ASL Pulse Mechanical Switch - Black ..... \$181
- SESG Stealth Egg Switch - Green ..... \$196
- SESB Stealth Egg Switch - Black ..... \$196
- FTSQ Feather Touch - Single Quarter Size ..... \$428
- FTMD Feather Touch - Dual Dime Size<sup>(4)</sup> ..... \$428
- FTMQ Feather Touch - Quad Dime Size<sup>(4)</sup> ..... \$428

#### Additional Switches (not available with ACT4 Electronics)

- FWTA Four-Way Toggle Switch<sup>(1)(3)(5)</sup> ..... \$218
- EWRA 8-Way Rocker<sup>(1)(3)(5)</sup> ..... \$297
- TWRA 10-Way Rocker<sup>(1)(3)(5)</sup> ..... \$297
- TWTA 10-Way Toggle<sup>(1)(3)(5)</sup> ..... \$297
- EWPA 8-Way Push Button<sup>(1)(3)(5)</sup> ..... \$370

#### Specify Use for Additional Switch:

- STG Seating
- JM Joystick Mode<sup>(2)(3)</sup>
- JOO Joystick On/Off<sup>(2)(3)</sup>

#### Specify Mounting for Additional Switch:

- ESMLA Left Side (Armpad)
- ESMRA Right Side (Armpad)
- ESMJLA Joystick Left (Mounts to Joystick Bracket)
- ESMJRA Joystick Right (Mounts to Joystick Bracket)
- ESMDA Do not mount

#### Miscellaneous

- MJBS Motion Junction Box for Switch Control<sup>(1)(5)(6)</sup> For Mode and/or Emergency Stop ..... \$254
- S46L Single to Dual Switch Adapter ..... \$384
- Allows for dual use of a single switch
- M616S M616 Converter<sup>(1)</sup> HCPCS code E2399. .... \$181
- Allows up to 4 mono phono switches into Multi-Function box
- LJS Lazarus Jump Starter HCPCS code A9270. .... \$218
- APPS Accessory Port Power Supply<sup>(1)</sup> 3 amp capacity ..... \$283
- TPSMH 12 Piece Switch Mounting Hardware Kit (additional kits) ..... \$57

1. Not available with Single-Dual Function Electronics.  
 2. IN200 is required with REM210, REM211, REM216 joysticks.  
 3. Not available with REM110 joystick.  
 4. Not available for Joystick Mode or Joystick On/Off. Must Select Seating (STG)  
 5. Cannot be used for power On/Off.  
 6. Not available on Multi Function Act4-LiNX Electronics.

